






TAVLIT offers a new range of adjustable emitters for residential gardens, planter boxes, large pots, flowerbeds, ground covers, shrubs and trees. Emitters are offered in two models; on a small spike and as a button configuration for direct insertion to the pipe. An adjustable cap enables the user to control flow rates. The Peleg emitters are constructed of UV-resistant, durable plastic materials.


The Peleg series include the following models:


- Adjustable Drip Emitters
- Adjustable spray Jet
- Adjustable Bubbler
- Fan Spray Jets
- Jet sprayers

Adjustable Drip Emitters	
	Product Description Full circle and half circle models are offered, both with adjustable head
	Technical Specifications <ul style="list-style-type: none"> ✓ Flow Rates: 0 - 70lph (0 - 20gph) ✓ Wetting Diameter: up to 1m (3,5') ✓ Recommended Working Pressure: 0,7 - 2bar (10 - 30psi)

Fan Spray Jets	
	Product Description One piece jet with threaded base and wide wing edges for easy installation
	Technical Specifications <ul style="list-style-type: none"> ✓ Available in 90° - blue, 180° - green, 360° - red spraying pattern ✓ Flow Rates Range: 40 - 160lph (11 - 45gph) ✓ Max Wetting Diameter: 3.0m (10') ✓ Recommended Working Pressure: 1 - 2.4bar (15 - 35psi)

Adjustable Bubbler	
	Product Description Full circle irrigation, gentle stream and an umbrella pattern
	Technical Specifications <ul style="list-style-type: none"> ✓ Flow Rates: 0 - 120lph (0 - 33gph) ✓ Wetting Diameter: up to 1m (3,5') ✓ Recommended Working Pressure: 1 - 2bar (15 - 30psi)

Jet Sprayers	
	Product Description Two piece micro sprayer consisting of a removable spray cap and threaded base for installation flexibility and easy cleaning
	Technical Specifications <ul style="list-style-type: none"> ✓ Available in 90° - black, 180° - blue, 360° - red ✓ Flow Rates Range: 50L/h (14gph) at 2bar (30psi) ✓ Max Wetting Diameter: 4,5m (14') ✓ Recommended Working Pressure: 1-2bar (15-30psi)

Adjustable Spray Jet	
	Product Description Vortex type emitter with large water passage to prevent clogging
	Technical Specifications <ul style="list-style-type: none"> ✓ Flow Rates: 0 - 70L/h (0 - 20gph) ✓ Wetting Diameter: 0 - 3,5m (0 - 11,5') ✓ Recommended Working Pressure: 1-2,0bar (15 - 30psi)